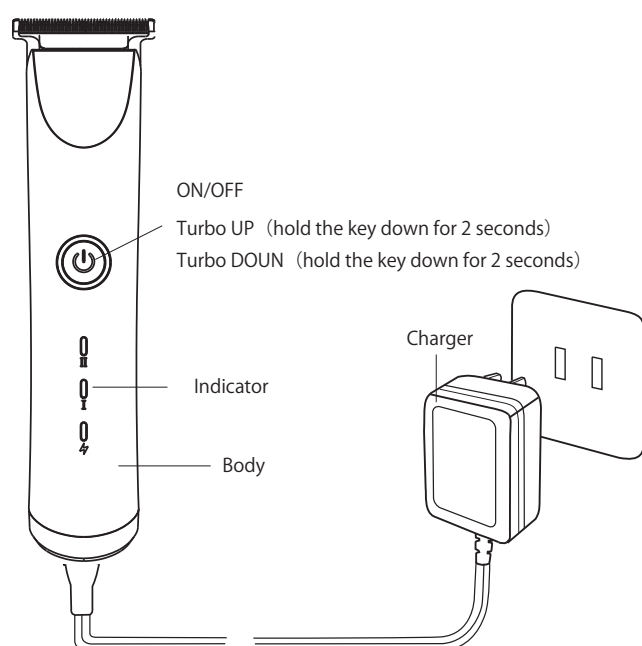


## Name of each part



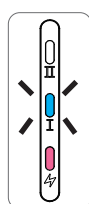
## Turbo



Turbo UP (hold the key down for 2 seconds)  
Turbo DOWN (hold the key down for 2 seconds)

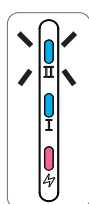
## Indicator

### Charging



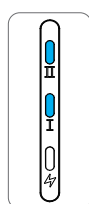
charge 0%~30%

II Off  
I flash  
⚡ Light up



charge 30%~99%

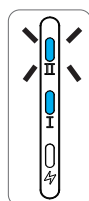
II flash  
I Light up  
⚡ Light up



charge 100%

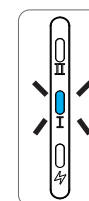
II Light up  
I Light up  
⚡ Off

### In operation



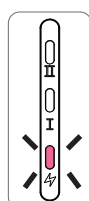
charge 100%~30%

II flash  
I Light up  
⚡ Off



charge 30%~5%

II Off  
I flash  
⚡ Off



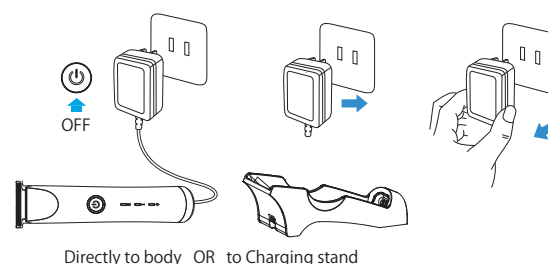
charge Under 5%

II Off  
I Off  
⚡ flash

## Product standard

Products name / BTM P38  
Body size / 155mm× 30mm weight 134g  
Material / ABS resin, stainless steel  
Power supply method / Charging / AC type  
Rated voltage / 100V-240V  
Rated frequency / 50/60 Hz  
Battery / 3.2V/1000mAh  
Battery type / lithium ion battery  
Charging time / 1 hour to full charge  
Operating time / 180 minutes  
Attachment / 1.5mm,3.0mm,4.5mm,6mm  
Country of manufacture / China (Head office Korea / japan design)

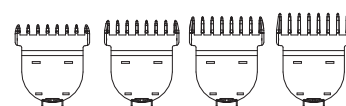
## Charging method



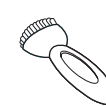
- (1) Insert the connection plug into the bottom of the main unit
- (2) Insert the AC adapter into an outlet while the power is off.
- (3) When charging is complete, unplug the AC adapter straight as shown above (right) Please pull it out.

## accessories

Attachment ( 4 sizes )



1.5mm 3.0mm 4.5mm 6.0mm



Cleaning Brush

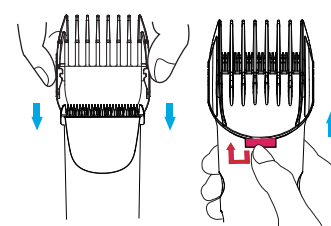


Oil



Charging stand

## Attachment



installing

Removal

BTM - PROFESSIONAL  
**BTM**